



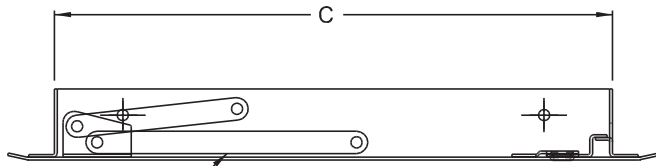
**ACUDOR**

www.acudor.com  
U.S.A.: info@acudor.com / 800.722.0501  
CANADA: info@acudor.ca / 844.228.3671  
INTERNATIONAL: info@acudorintl.com  
(905) 428.2240

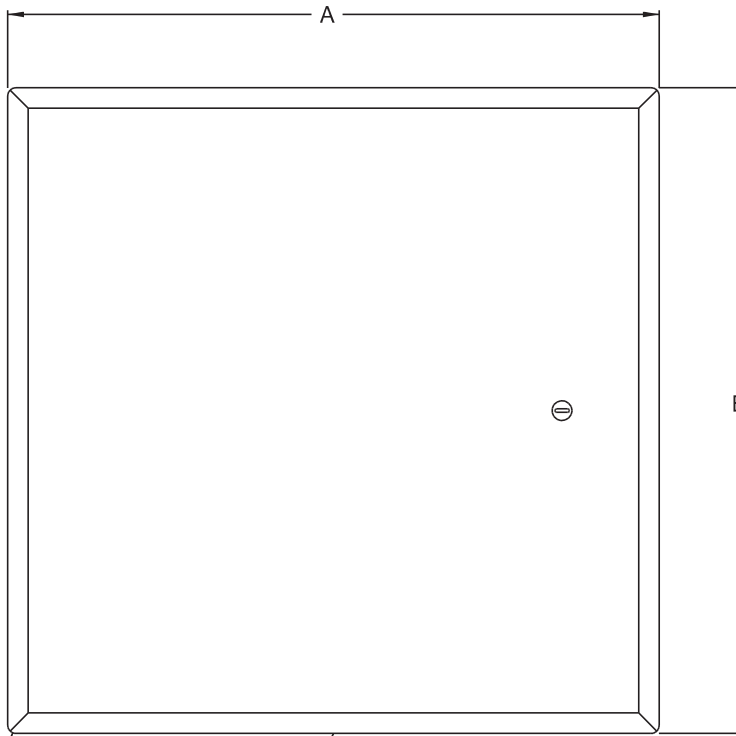
**BP-2002**

**FLUSH MOUNT**

QTY.	NOMINAL SIZE	A	B	C	D	LOCK
	8 x 8 (203 x 203)	10.25 (260)	10.25 (260)	8.25 (210)	8.25 (210)	1
	12 x 12 (305 x 305)	14.25 (362)	14.25 (362)	12.25 (311)	12.25 (311)	1
	16 x 16 (406 x 406)	18.25 (464)	18.25 (464)	16.25 (413)	16.25 (413)	1
	18 x 18 (457 x 457)	20.25 (514)	20.25 (514)	18.25 (464)	18.25 (464)	3
	24 x 24 (610 x 610)	26.25 (667)	26.25 (667)	24.25 (616)	24.25 (616)	3

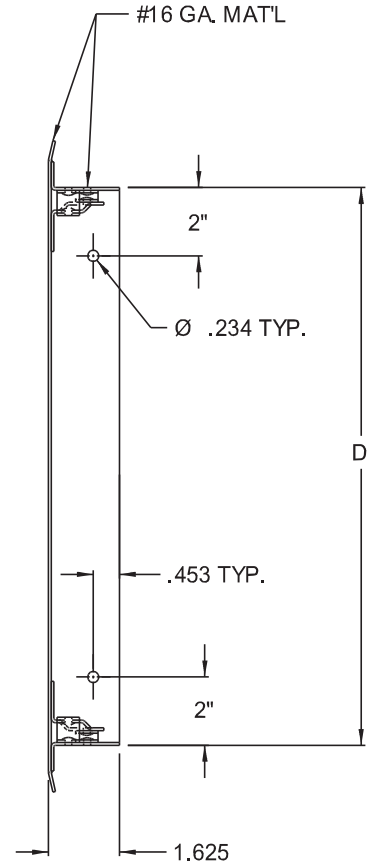


COMBINATION HINGE



R.125 TYP.

TAPERED EDGES



STANDARD FEATURES: SLOTTED SCREW CAM LATCH, CARBON STEEL, PRIME COAT BAKED ENAMEL FINISH

OPTIONS:

LOCK TYPE  
 SLOT CATCH

MATERIAL  
 MILD STEEL

FINISH  
 GRAY BAKED ENAMEL FINISH

JOB NAME:

APPROVED BY:

CUSTOMER:

DATE:

COPYRIGHT © 2015 ACUDOR PRODUCTS LTD. - ALL RIGHTS RESERVED

REVISED: 06-28-10

